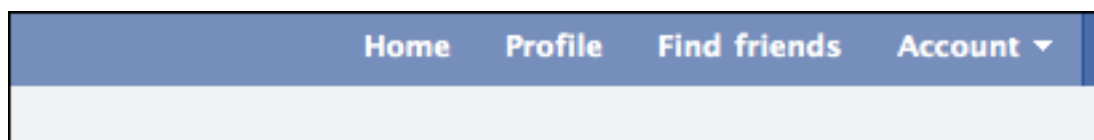


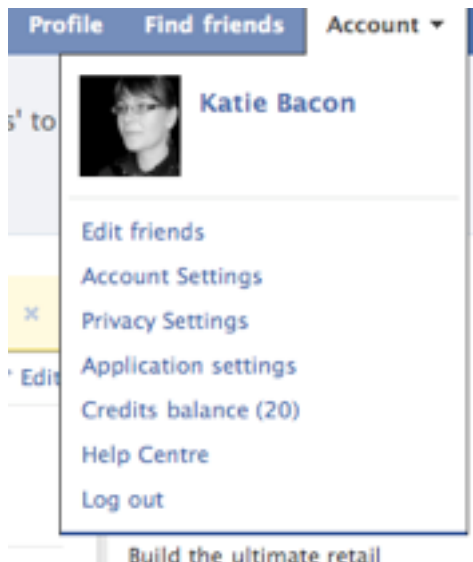
Adjusting your Facebook privacy settings

Log into your Facebook account

At the top right-hand corner – click on **ACCOUNT**

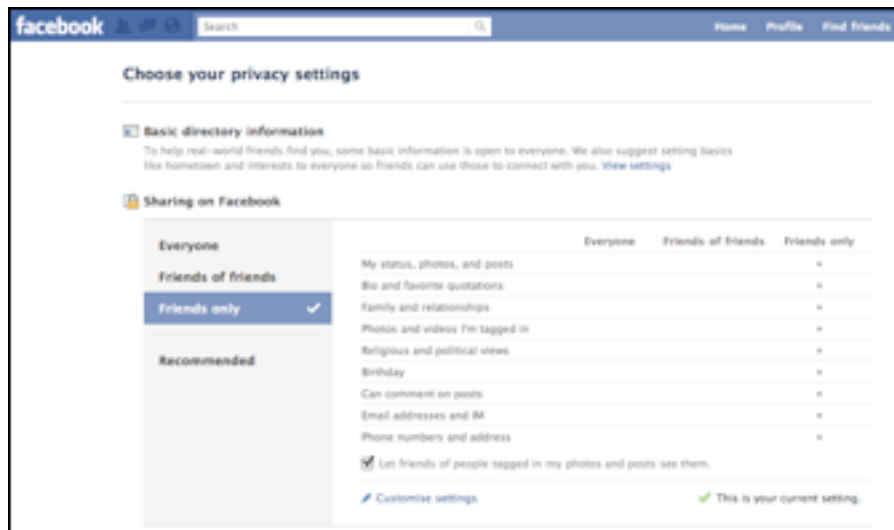


SCROLL down and **CLICK** on - [Privacy Settings](#)

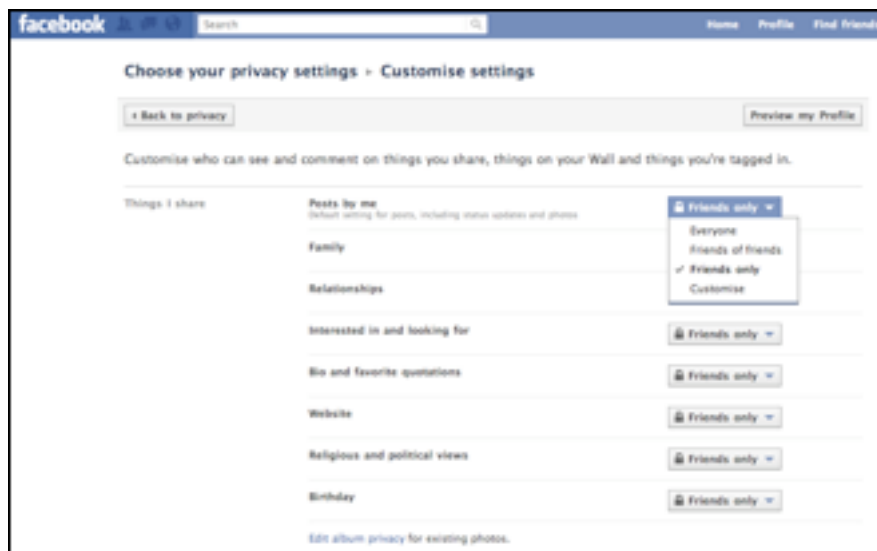


You can now change your privacy settings to prevent Online Youth Outreach to view your profile.

CLICK on - [Customize settings](#) (bottom line, middle of page)



Select the information sections you want to keep private
RIGHT CLICK on the lock tab and scroll down to - [Customize](#)



TYPE - Katie Bacon in the 'Hide this from - These people' section

Then - **CLICK** - Save Setting

Online Youth Outreach will then not be able to view the content.



Thank you for your patience and for taking the time to modify your privacy settings.

I look forward to learning more about your practice. Again please don't hesitate to contact me if you have any questions - info@katiebacon.co.uk